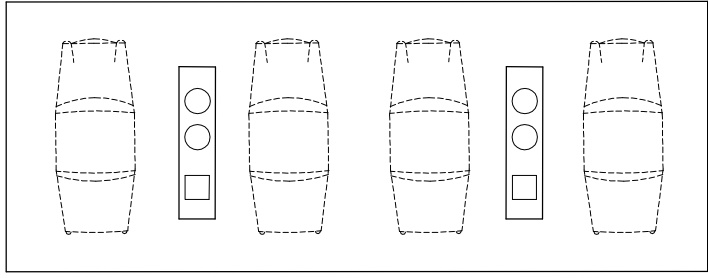


100.0'

(4) CAR, (2) DOUBLE VACUUM STATIONS

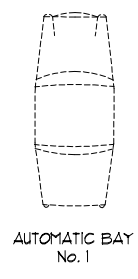


ELEC. POLE ○  
 WATER ○  
 GAS ○

● BOLLARD

150.0'

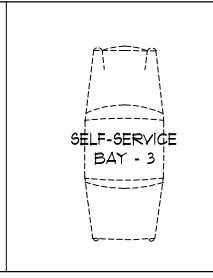
(5) BAY CAR WASH



AUTOMATIC BAY No. 1



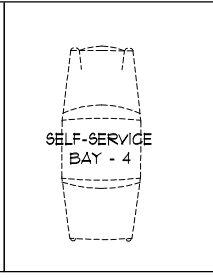
SELF-SERVICE BAY - 2



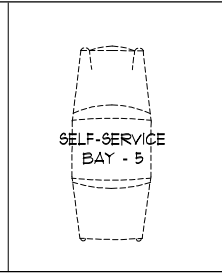
SELF-SERVICE BAY - 3



EQUIPMENT ROOM

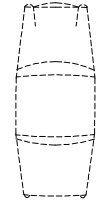
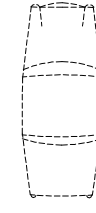
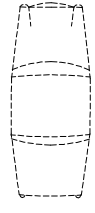
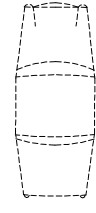
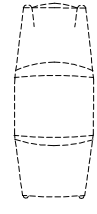
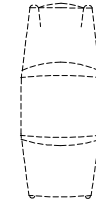
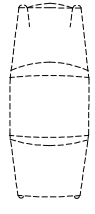
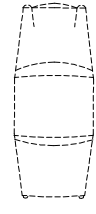
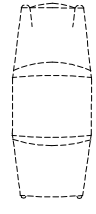


SELF-SERVICE BAY - 4



SELF-SERVICE BAY - 5

● BOLLARDS



EXISTING PAVING

25' APPROACH

45' APPROACH

STREET

STREET

SITE PLAN - G